

2023 WOODS COUNTY ASSESSOR'S OFFICE REPORT TO THE EXCISE BOARD

07/27/2023

City/Village								
DISTRICT	DESCRIPTION	PERSONAL PROPERTY	REAL PROPERTY	PUBLIC SERVICE	TOTAL VALUATION	HOMESTEAD EXEMPTIONS	OTHER EXEMPTIONS	NET VALUATION
T01	ALVA CITY	5,522,864	31,682,273	1,697,090	38,902,227	828,195	154,128	37,919,904
T02	CAPRON CITY	89,877	81,598	189,021	360,496	2,000	0	358,496
T03	WAYNOKA CITY	247,041	4,176,641	539,104	4,962,786	153,351	91,829	4,717,606
T05	DACOMA CITY	403,137	701,978	379,234	1,484,349	33,957	0	1,450,392
T06	FREEDOM CITY	104,350	955,487	88,402	1,148,239	51,000	0	1,097,239
CITY/VILLAGE TOTAL VALUATION		6,367,269	37,597,977	2,892,851	46,858,097	1,068,503	245,957	45,543,637

County								
DISTRICT	DESCRIPTION	PERSONAL PROPERTY	REAL PROPERTY	PUBLIC SERVICE	TOTAL VALUATION	HOMESTEAD EXEMPTIONS	OTHER EXEMPTIONS	NET VALUATION
C001	Woods County General	118,413,680	70,852,976	63,577,207	252,843,863	1,580,963	433,335	250,829,565
COUNTY TOTAL VALUATION		118,413,680	70,852,976	63,577,207	252,843,863	1,580,963	433,335	250,829,565

School								
DISTRICT	DESCRIPTION	PERSONAL PROPERTY	REAL PROPERTY	PUBLIC SERVICE	TOTAL VALUATION	HOMESTEAD EXEMPTIONS	OTHER EXEMPTIONS	NET VALUATION
I-1	DIST I-1	48,538,372	53,399,709	26,588,270	128,526,351	1,180,552	281,131	127,064,668
I-3	DIST I-3	57,207,232	11,498,331	16,673,246	85,378,809	290,911	152,204	84,935,694
I-6	DIST I-6	9,881,362	4,927,218	1,225,098	16,033,678	90,500	0	15,943,178
J-46A	DIST J-46A	157,420	43,849	4,391	205,660	0	0	205,660
J-4M	DIST J-4M	2,629,294	983,869	19,086,202	22,699,365	19,000	0	22,680,365
SCHOOL TOTAL VALUATION		118,413,680	70,852,976	63,577,207	252,843,863	1,580,963	433,335	250,829,565

TIF-District								
DISTRICT	DESCRIPTION	PERSONAL PROPERTY	REAL PROPERTY	PUBLIC SERVICE	TOTAL VALUATION	HOMESTEAD EXEMPTIONS	OTHER EXEMPTIONS	NET VALUATION
10001	RAILPARK TIF	534,740	316,846	479,810	1,331,396	16	0	1,331,380
TIF02	ALVA ARENA TIF (ALVA)	78,370	364,214	0	442,584	5,000	1,915	435,669
TIF03	ALVA ARENA TIF (RURAL)	159,450	27,807	0	187,257	2,000	0	185,257
TIF-DISTRICT TOTAL VALUATION		772,560	708,867	479,810	1,961,237	7,016	1,915	1,952,306

2023 WOODS COUNTY ASSESSOR'S OFFICE REPORT TO THE EXCISE BOARD

07/27/2023

Vo-Tech								
DISTRICT	DESCRIPTION	PERSONAL PROPERTY	REAL PROPERTY	PUBLIC SERVICE	TOTAL VALUATION	HOMESTEAD EXEMPTIONS	OTHER EXEMPTIONS	NET VALUATION
V-10	NORTHWEST TECH CENTER	118,413,680	70,852,976	63,577,207	252,843,863	1,580,963	433,335	250,829,565
VO-TECH TOTAL VALUATION		118,413,680	70,852,976	63,577,207	252,843,863	1,580,963	433,335	250,829,565

I, RENETTA BENSON, Assessor of Woods County Oklahoma, do hereby certify that the foregoing is a true and correct statement of valuations for Real Estate, Personal Property, Public Service and Homestead Exemptions as certified by the State Board of Equalization and shown by the records in the County Assessor's office. Subscribed by my name and affixed the seal of the County Assessor's office on this day of 07/27/2023.

State of Oklahoma)
 Woods County)

) SS Renetta Benson

7-27-2023
 Date

RENETTA BENSON
 County Assessor
 Woods County



I, , County Clerk of Woods County Oklahoma, do hereby certify that the above is a true, correct and complete list of the valuations of Woods County Oklahoma as certified by the Woods County Assessor's office.


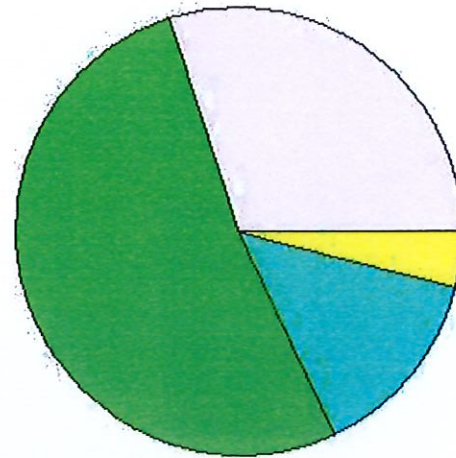
County Clerk
 Woods County

Excise Board:

Joe Parks Shelley Reed
Chris Olson MA

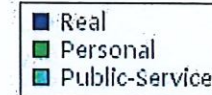
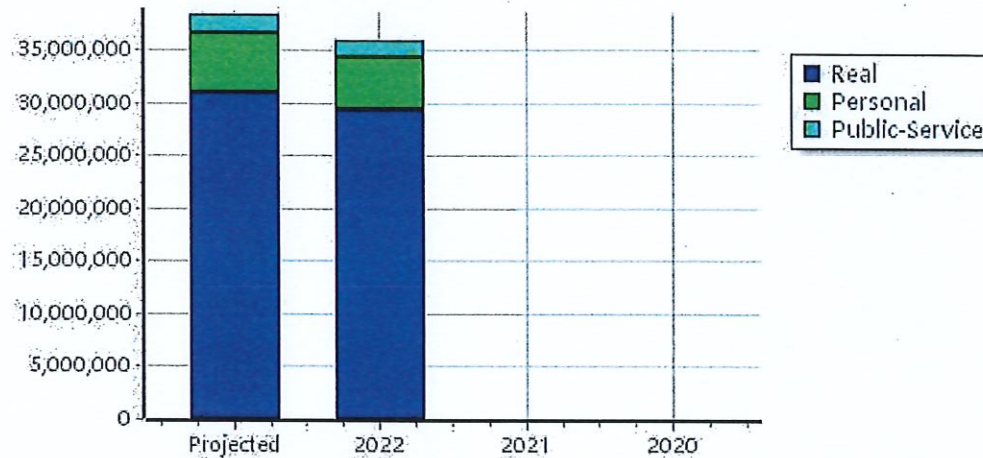
7/28/23
 Date

Real	Count	Value
Agricultural	21	154,748
Commercial	409	11,718,347
Residential	2,353	20,172,009
Total Real Value	2,783	32,045,104
Homestead	809	832,195
Veteran	13	155,660
Other	0	0
Total Exempt	856	987,855
TIF Increment Value		357,299
Net Assessed		30,699,950
Net Assessed Under Protest		
Senior Freeze	121	676,976
Capped Parcels	2,022	9,669,221



Personal	Count	Value
Agricultural	38	122,489
Commercial	386	5,473,340
Mobile Home	16	46,610
Total Personal	440	5,642,439
Total Exempt	2	41,205
TIF Increment Value		78,370
Net Assessed		5,522,864
Net Assessed Under Protest		

Public Service	Count	Value
Total PS Value	10	1,697,090
TIF Increment Value		0
Net Assessed		1,697,090

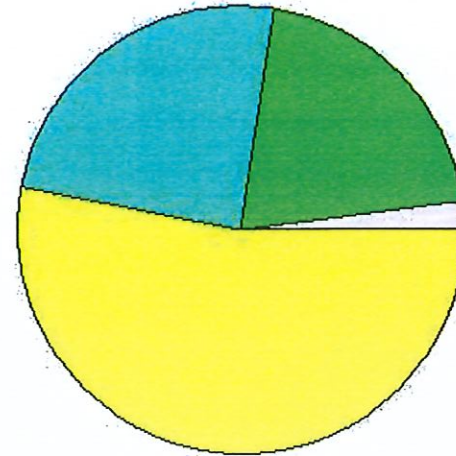


District Totals	
Total Gross Value	39,384,633
Homestead Loss	832,195
Other Exemption Loss	196,865
TIF Increment Value	435,669
Retained TIF Value	108,918
Net Assessed Value	37,919,904
Net Assessed Under Protest	

* Public Service Protests Values are not included on this report.

TIF Project Summary						
Code	Description	Expires	Base Value	Increment Value	Retained Inc	Total Value
3	ALVA TIF ARENA URBAN	2046	8,474,269	435,669	108,918	9,018,856
Total TIF Valuation :			8,474,269	435,669	108,918	9,018,856

Real	Count	Value
Agricultural	9	2,860
Commercial	5	6,794
Residential	56	71,944
Total Real Value	70	81,598
Homestead	2	2,000
Veteran	0	0
Other	0	0
Total Exempt	2	2,000



0 % Real Ag
2 % Real Comm
20 % Real Res
0 % Mobile Home
24 % PP Comm
0 % PP-Ag
52 % Public-Service

TIF Increment Value

Net Assessed	79,598
Net Assessed Under Protest	
Senior Freeze	0
Capped Parcels	37

Personal	Count	Value
Agricultural	0	0
Commercial	6	89,877
Mobile Home	0	0
Total Personal	6	89,877
Total Exempt	0	0

TIF Increment Value

Net Assessed	89,877
Net Assessed Under Protest	

Public Service	Count	Value
Total PS Value	4	189,021

TIF Increment Value

Net Assessed	189,021
---------------------	----------------

District Totals

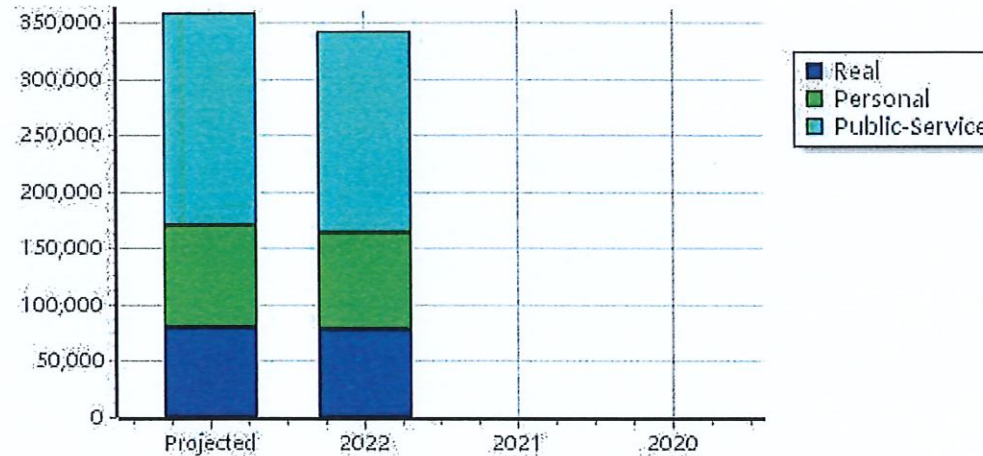
Total Gross Value	360,496
Homestead Loss	2,000
Other Exemption Loss	0

TIF Increment Value


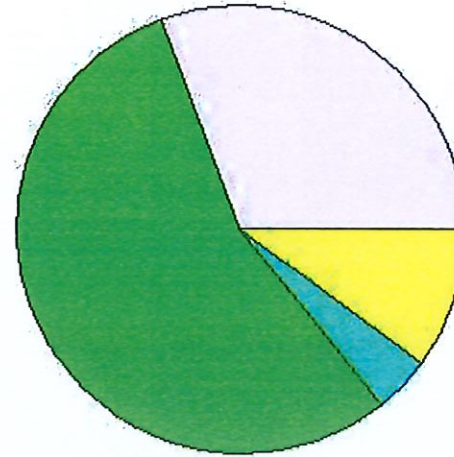
Retained TIF Value	
Net Assessed Value	358,496

Net Assessed Under Protest

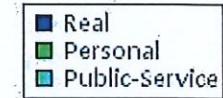
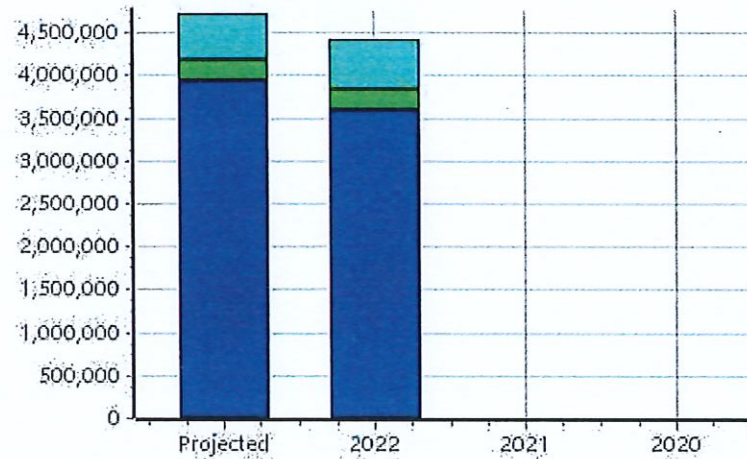
* Public Service Protests Values are not included on this report.



Real	Count	Value
Agricultural	0	0
Commercial	77	1,533,265
Residential	704	2,643,376
Total Real Value	781	4,176,641
Homestead	143	153,351
Veteran	6	91,829
Other	0	0
Total Exempt	165	245,180
TIF Increment Value		
Net Assessed		3,931,461
Net Assessed Under Protest		
Senior Freeze	25	61,683
Capped Parcels	699	1,672,419



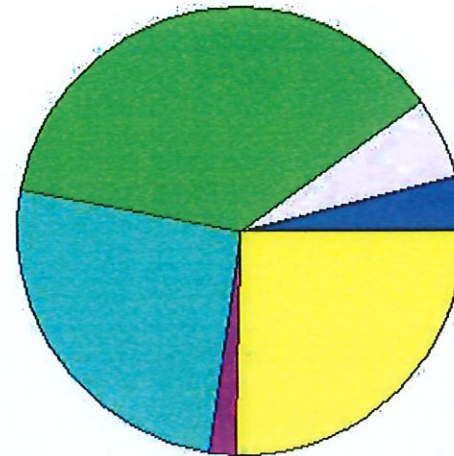
Personal	Count	Value
Agricultural	4	3,011
Commercial	76	242,133
Mobile Home	1	1,897
Total Personal	81	247,041
Total Exempt	0	0
TIF Increment Value		
Net Assessed		247,041
Net Assessed Under Protest		
Public Service		
Total PS Value	11	539,104
TIF Increment Value		
Net Assessed		539,104



District Totals	
Total Gross Value	4,962,786
Homestead Loss	153,351
Other Exemption Loss	91,829
TIF Increment Value	
Retained TIF Value	
Net Assessed Value	4,717,606
Net Assessed Under Protest	

* Public Service Protests Values are not included on this report.

Real	Count	Value
Agricultural	56	48,707
Commercial	18	99,397
Residential	176	553,874
Total Real Value	250	701,978
Homestead	34	33,957
Veteran	0	0
Other	0	0
Total Exempt	34	33,957



TIF Increment Value

Net Assessed 668,021

Net Assessed Under Protest

Senior Freeze	5	23,565
Capped Parcels	215	579,731

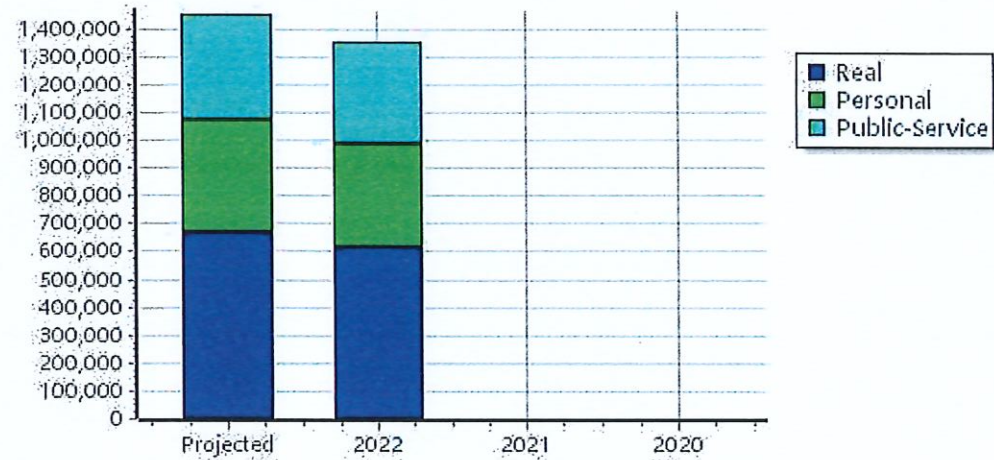
Personal	Count	Value
Agricultural	5	21,683
Commercial	8	378,452
Mobile Home	3	3,002
Total Personal	16	403,137
Total Exempt	0	0

TIF Increment Value

Net Assessed 403,137

Net Assessed Under Protest


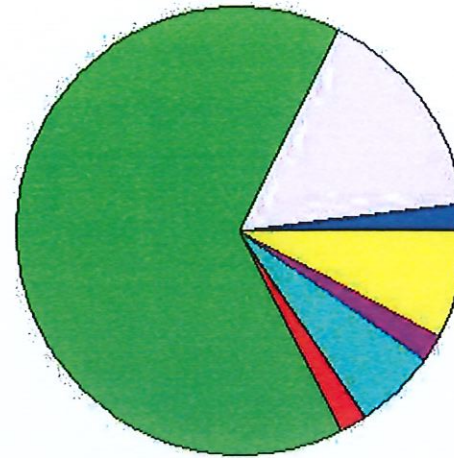
Public Service	Count	Value
Total PS Value	7	379,234
TIF Increment Value		
Net Assessed		379,234



District Totals	
Total Gross Value	1,484,349
Homestead Loss	33,957
Other Exemption Loss	0
TIF Increment Value	
Retained TIF Value	
Net Assessed Value	1,450,392
Net Assessed Under Protest	

* Public Service Protests Values are not included on this report.

Real	Count	Value
Agricultural	1	15,237
Commercial	35	180,016
Residential	200	760,234
Total Real Value	236	955,487
Homestead	46	51,000
Veteran	0	0
Other	0	0
Total Exempt	51	51,000
TIF Increment Value		
Net Assessed		904,487
Net Assessed Under Protest		
Senior Freeze	7	51,642
Capped Parcels	180	645,688

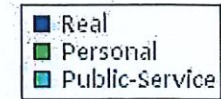
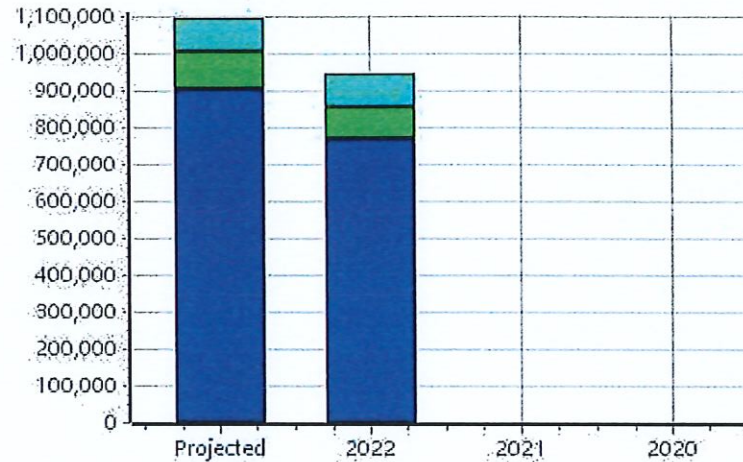


Personal	Count	Value
Agricultural	2	15,658
Commercial	29	76,635
Mobile Home	3	12,057
Total Personal	34	104,350
Total Exempt	0	0
TIF Increment Value		
Net Assessed		104,350
Net Assessed Under Protest		

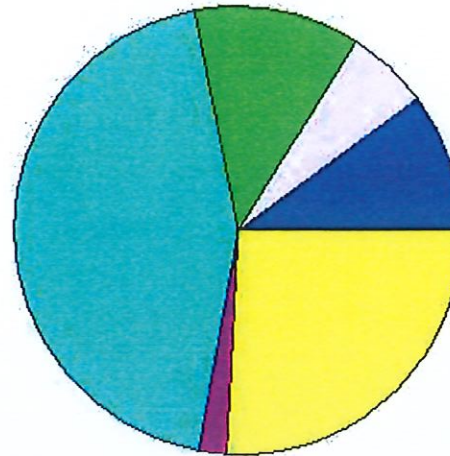
Public Service	Count	Value
Total PS Value	5	88,402
TIF Increment Value		
Net Assessed		88,402

District Totals	
Total Gross Value	1,148,239
Homestead Loss	51,000
Other Exemption Loss	0
TIF Increment Value	
Retained TIF Value	
Net Assessed Value	1,097,239
Net Assessed Under Protest	

* Public Service Protests Values are not included on this report.

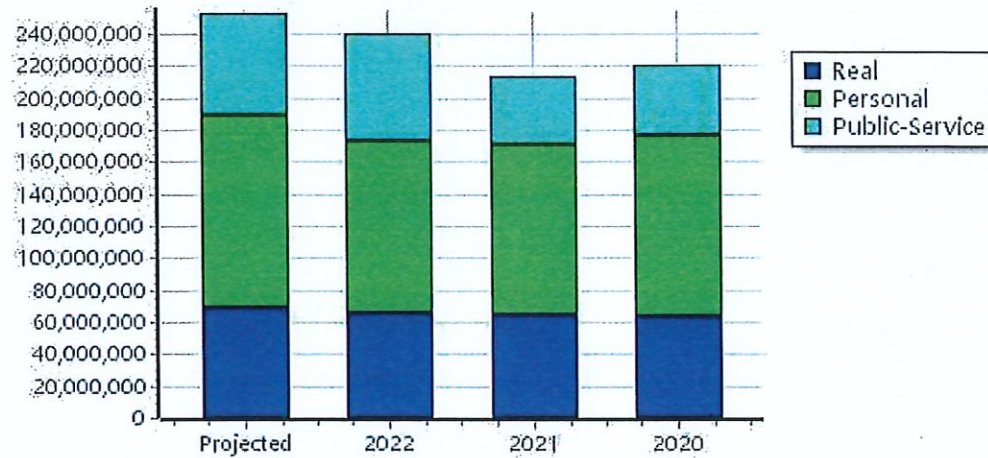


Real	Count	Value
Agricultural	5,700	23,482,700
Commercial	651	15,345,196
Residential	4,303	32,732,164
Total Real Value	10,654	71,560,060
Homestead	1,551	1,586,579
Veteran	25	434,867
Other	0	0
Total Exempt	1,632	2,021,446
TIF Increment Value		699,936
Net Assessed		68,838,678
Net Assessed Under Protest	0	0
Senior Freeze	191	978,300
Capped Parcels	4,506	18,337,442



Personal	Count	Value
Agricultural	681	7,231,111
Commercial	751	111,984,472
Mobile Home	71	302,134
Total Personal	1,503	119,517,717
Total Exempt	4	331,477
TIF Increment Value		772,560
Net Assessed		118,413,680
Net Assessed Under Protest	10	21,861,291

Public Service	Count	Value
Total PS Value	108	64,057,017
TIF Increment Value		479,810
Net Assessed		63,577,207

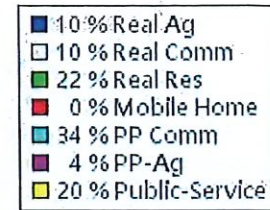
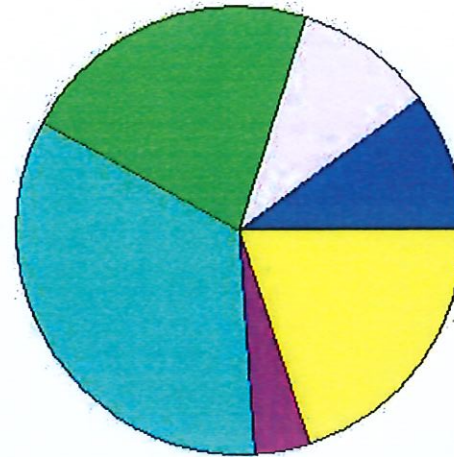


District Totals	
Total Gross Value	255,134,794
Homestead Loss	1,586,579
Other Exemption Loss	766,344
TIF Increment Value	1,952,306
Retained TIF Value	155,233
Net Assessed Value	250,829,565
Net Assessed Under Protest	21,861,291

TIF Project Summary						
Code	Description	Expires	Base Value	Increment Value	Retained Inc	Total Value
1	RAILPARK	2035	166,222	1,331,380	0	1,497,602
2	ALVA TIF ARENA RURAL	2046	1,226,388	185,257	46,315	1,457,960
3	ALVA TIF ARENA URBAN	2046	8,474,269	435,669	108,918	9,018,856
Total TIF Valuation :			9,866,879	1,952,306	155,233	11,974,418

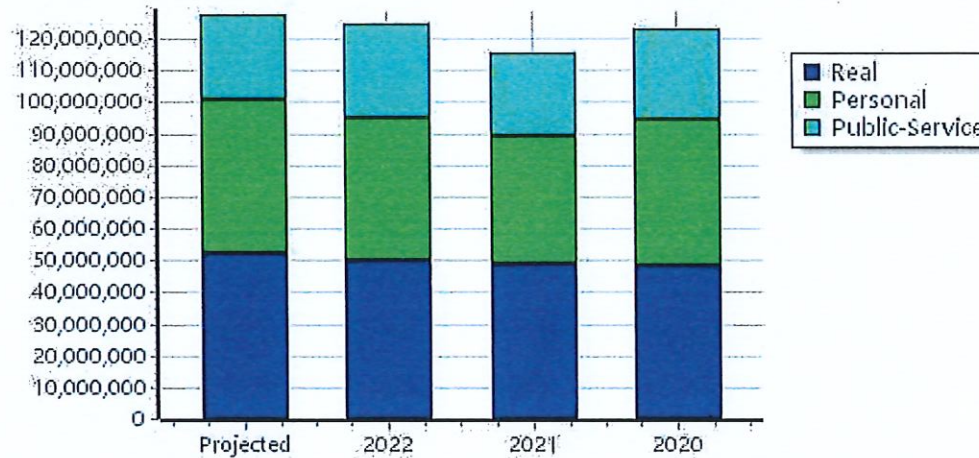
* Public Service Protests Values are not included on this report.

Real	Count	Value
Agricultural	2,728	13,846,277
Commercial	498	12,533,422
Residential	3,059	27,410,248
Total Real Value	6,285	53,789,947
Homestead	1,163	1,186,152
Veteran	18	282,663
Other	0	0
Total Exempt	1,216	1,468,815
TIF Increment Value		383,106
Net Assessed		51,938,026
Net Assessed Under Protest	0	0
Senior Freeze	148	817,788
Capped Parcels	2,716	12,368,553



Personal	Count	Value
Agricultural	408	4,755,342
Commercial	525	43,879,945
Mobile Home	48	184,110
Total Personal	981	48,819,397
Total Exempt	3	43,205
TIF Increment Value		237,820
Net Assessed		48,538,372
Net Assessed Under Protest	2	7,900,328

Public Service	Count	Value
Total PS Value	44	26,588,270
TIF Increment Value		0
Net Assessed		26,588,270

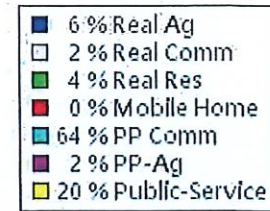
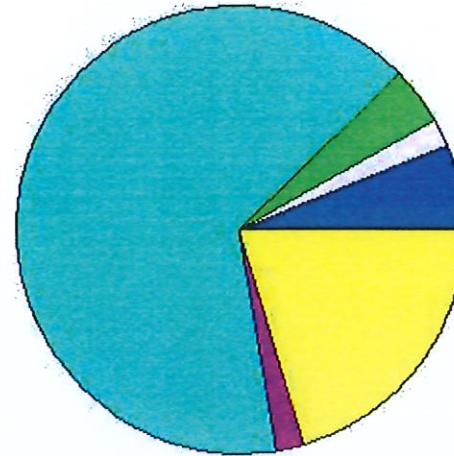


District Totals	
Total Gross Value	129,197,614
Homestead Loss	1,186,152
Other Exemption Loss	325,868
TIF Increment Value	620,926
Retained TIF Value	155,233
Net Assessed Value	127,064,668
Net Assessed Under Protest	7,900,328

* Public Service Protests Values are not included on this report.

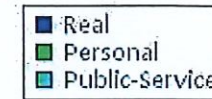
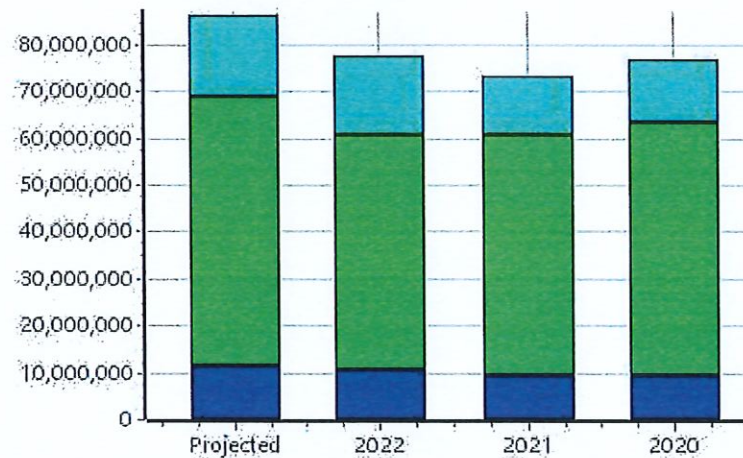
TIF Project Summary						
Code	Description	Expires	Base Value	Increment Value	Retained Inc	Total Value
2	ALVA TIF ARENA RURAL	2046	1,226,388	185,257	46,315	1,457,960
3	ALVA TIF ARENA URBAN	2046	8,474,269	435,669	108,918	9,018,856
Total TIF Valuation :			9,700,657	620,926	155,233	10,476,816

Real	Count	Value
Agricultural	1,444	5,173,393
Commercial	103	2,447,029
Residential	979	4,194,755
Total Real Value	2,526	11,815,177
Homestead	283	290,927
Veteran	7	152,204
Other	0	0
Total Exempt	306	443,131
TIF Increment Value		316,830
Net Assessed		11,055,216
Net Assessed Under Protest	0	0
Senior Freeze	34	91,603
Capped Parcels	1,266	3,243,461



Personal	Count	Value
Agricultural	160	1,766,403
Commercial	131	55,893,752
Mobile Home	14	81,817
Total Personal	305	57,741,972
Total Exempt	0	0
TIF Increment Value		534,740
Net Assessed		57,207,232
Net Assessed Under Protest	2	10,050,189

Public Service	Count	Value
Total PS Value	30	17,153,056
TIF Increment Value		479,810
Net Assessed		16,673,246



District Totals	
Total Gross Value	86,710,205
Homestead Loss	290,927
Other Exemption Loss	152,204
TIF Increment Value	1,331,380
Retained TIF Value	0
Net Assessed Value	84,935,694
Net Assessed Under Protest	10,050,189

* Public Service Protests Values are not included on this report.

TIF Project Summary						
Code	Description	Expires	Base Value	Increment Value	Retained Inc	Total Value
1	RAILPARK	2035	166,222	1,331,380	0	1,497,602
Total TIF Valuation :			166,222	1,331,380	0	1,497,602

Real	Count	Value
Agricultural	1,198	3,509,082
Commercial	49	362,370
Residential	254	1,055,766
Total Real Value	1,501	4,927,218
Homestead	86	90,500
Veteran	0	0
Other	0	0
Total Exempt	91	90,500

TIF Increment Value

Net Assessed		4,836,718
Net Assessed Under Protest	0	0
Senior Freeze	8	58,898
Capped Parcels	447	2,217,622

Personal	Count	Value
Agricultural	78	480,014
Commercial	73	9,655,419
Mobile Home	7	34,201
Total Personal	158	10,169,634
Total Exempt	1	288,272

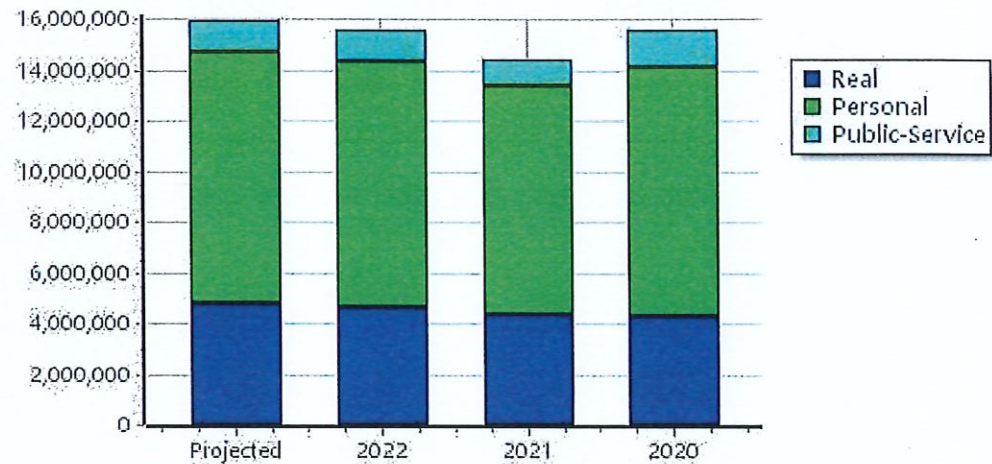
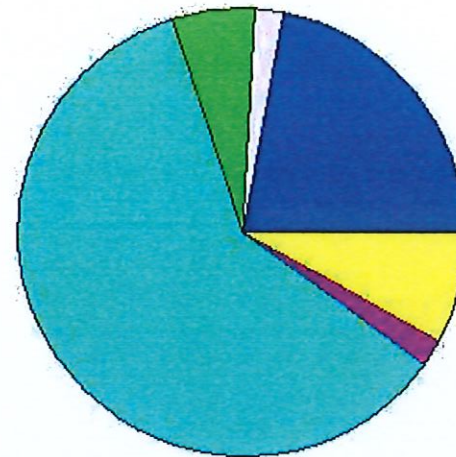
TIF Increment Value

Net Assessed		9,881,362
Net Assessed Under Protest	3	3,593,583

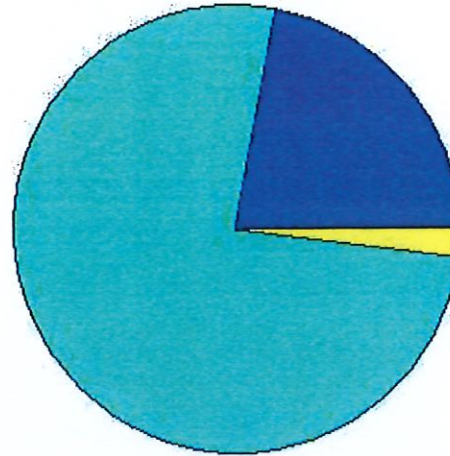
Public Service	Count	Value
Total PS Value	19	1,225,098
TIF Increment Value		
Net Assessed		1,225,098

District Totals	
Total Gross Value	16,321,950
Homestead Loss	90,500
Other Exemption Loss	288,272
TIF Increment Value	
Retained TIF Value	
Net Assessed Value	15,943,178
Net Assessed Under Protest	3,593,583

* Public Service Protests Values are not included on this report.



Real	Count	Value
Agricultural	8	43,849
Commercial	0	0
Residential	0	0
Total Real Value	8	43,849
Homestead	0	0
Veteran	0	0
Other	0	0
Total Exempt	0	0



TIF Increment Value

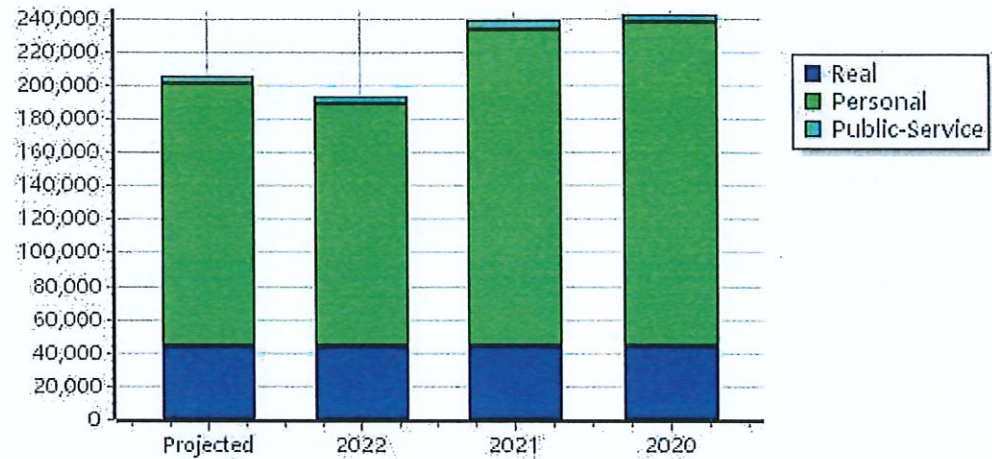
Net Assessed		43,849
Net Assessed Under Protest	0	0
Senior Freeze	0	0
Capped Parcels	1	3,385

Personal	Count	Value
Agricultural	0	0
Commercial	3	157,420
Mobile Home	0	0
Total Personal	3	157,420
Total Exempt	0	0

TIF Increment Value

Net Assessed		157,420
Net Assessed Under Protest	1	15,105

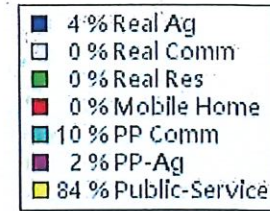
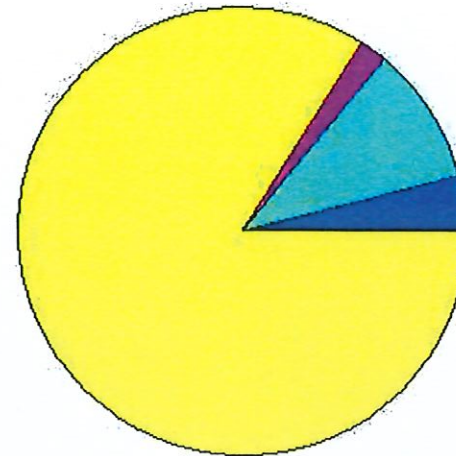
Public Service	Count	Value
Total PS Value	4	4,391
TIF Increment Value		
Net Assessed		4,391



District Totals	
Total Gross Value	205,660
Homestead Loss	0
Other Exemption Loss	0
TIF Increment Value	
Retained TIF Value	
Net Assessed Value	205,660
Net Assessed Under Protest	15,105

* Public Service Protests Values are not included on this report.

Real	Count	Value
Agricultural	322	910,099
Commercial	1	2,375
Residential	11	71,395
Total Real Value	334	983,869
Homestead	19	19,000
Veteran	0	0
Other	0	0
Total Exempt	19	19,000



TIF Increment Value

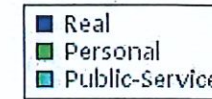
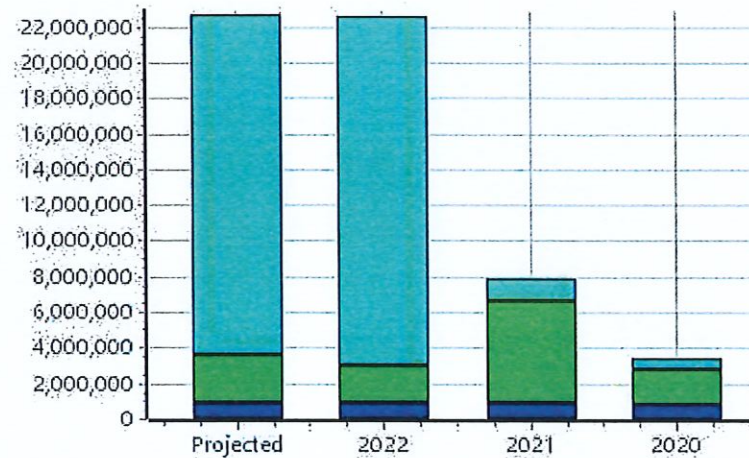
Net Assessed		964,869
Net Assessed Under Protest	0	0
Senior Freeze	1	10,011
Capped Parcels	76	504,421

Personal	Count	Value
Agricultural	35	229,352
Commercial	19	2,397,936
Mobile Home	2	2,006
Total Personal	56	2,629,294
Total Exempt	0	0

TIF Increment Value

Net Assessed		2,629,294
Net Assessed Under Protest	2	302,086


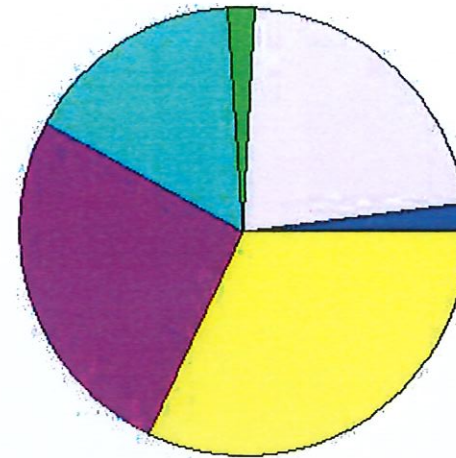
Public Service	Count	Value
Total PS Value	11	19,086,202
TIF Increment Value		
Net Assessed		19,086,202



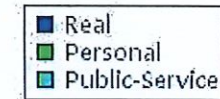
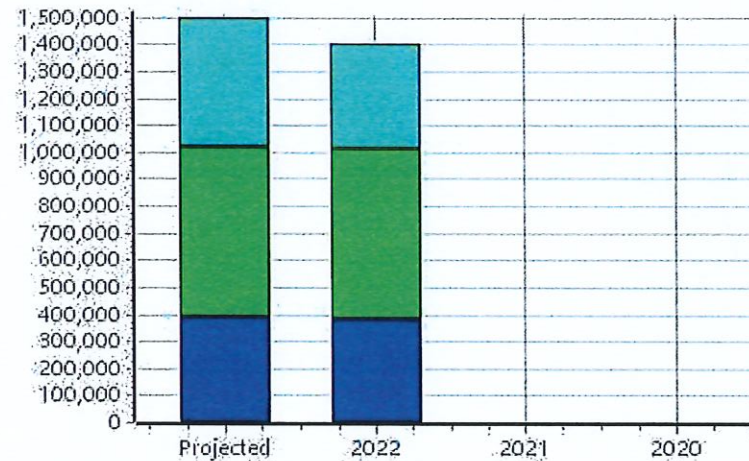
District Totals	
Total Gross Value	22,699,365
Homestead Loss	19,000
Other Exemption Loss	0
TIF Increment Value	
Retained TIF Value	
Net Assessed Value	22,680,365
Net Assessed Under Protest	302,086

* Public Service Protests Values are not included on this report.

Real	Count	Value
Agricultural	8	18,978
Commercial	7	337,861
Residential	96	39,196
Total Real Value	111	396,035
Homestead	7	6,576
Veteran	0	0
Other	0	0
Total Exempt	7	6,576
TIF Base/Retained Value		72,629
Net Assessed		316,830
Net Assessed Under Protest		
Senior Freeze	0	0
Capped Parcels	94	41,600



Personal	Count	Value
Agricultural	2	377,037
Commercial	11	248,292
Mobile Home	1	3,004
Total Personal	14	628,333
Total Exempt	0	0
TIF Base/Retained Value		93,593
Net Assessed		534,740
Net Assessed Under Protest		
Public Service	Count	Value
Total PS Value	5	479,810
TIF Base/Retained Value		0
Net Assessed		479,810


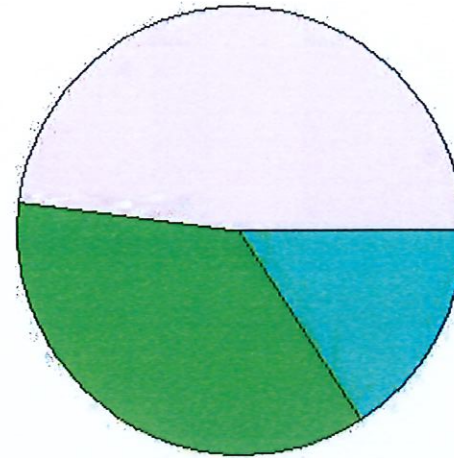


District Totals	
Total Gross Value	1,504,178
Homestead Loss	6,576
Other Exemption Loss	0
TIF Base Value	166,222
Base Retained Value	0
Net Assessed Value	1,331,380
Net Assessed Under Protest	

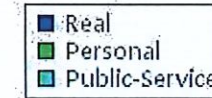
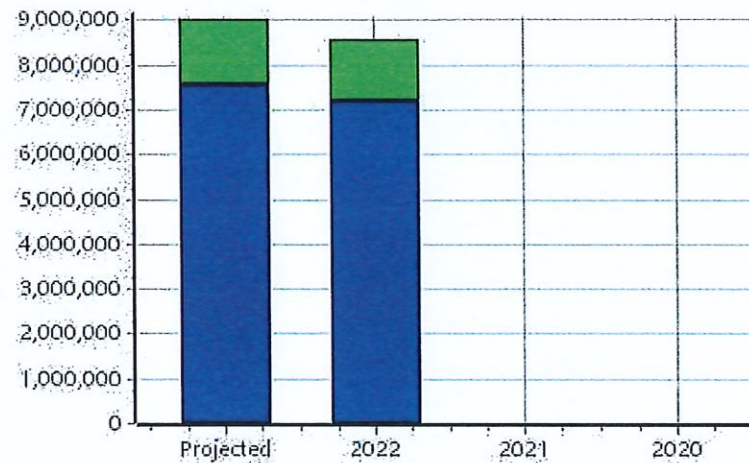
* Public Service Protests Values are not included on this report.

TIF Project Summary						
Code	Description	Expires	Base Value	Increment Value	Retained Inc	Total Value
1	RAILPARK	2035	166,222	1,331,380	0	1,497,602
Total TIF Valuation :			166,222	1,331,380	0	1,497,602

Real	Count	Value
Agricultural	7	17,496
Commercial	123	4,366,937
Residential	441	3,393,634
Total Real Value	571	7,778,067
Homestead	164	167,987
Veteran	4	43,018
Other	0	0
Total Exempt	173	211,005
TIF Base/Retained Value		7,209,763
Net Assessed		357,299
Net Assessed Under Protest		
Senior Freeze	28	142,630
Capped Parcels	430	1,627,767



Personal	Count	Value
Agricultural	3	8,081
Commercial	55	1,432,117
Mobile Home	4	11,596
Total Personal	62	1,451,794
Total Exempt	0	0
TIF Base/Retained Value		1,373,424
Net Assessed		78,370
Net Assessed Under Protest		
Public Service	Count	Value
Total PS Value	0	0
TIF Base/Retained Value		0
Net Assessed		0


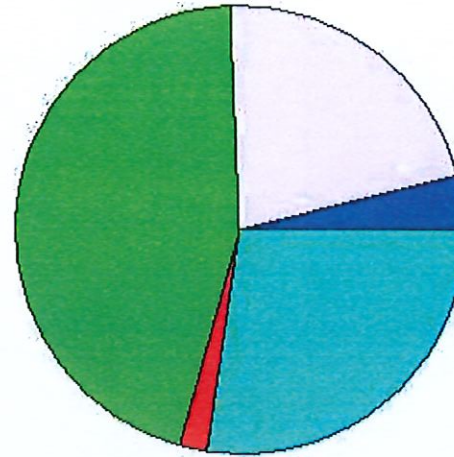


District Totals	
Total Gross Value	9,229,861
Homestead Loss	167,987
Other Exemption Loss	43,018
TIF Base Value	8,474,269
Base Retained Value	108,918
Net Assessed Value	435,669
Net Assessed Under Protest	

* Public Service Protests Values are not included on this report.

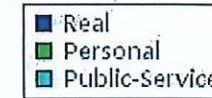
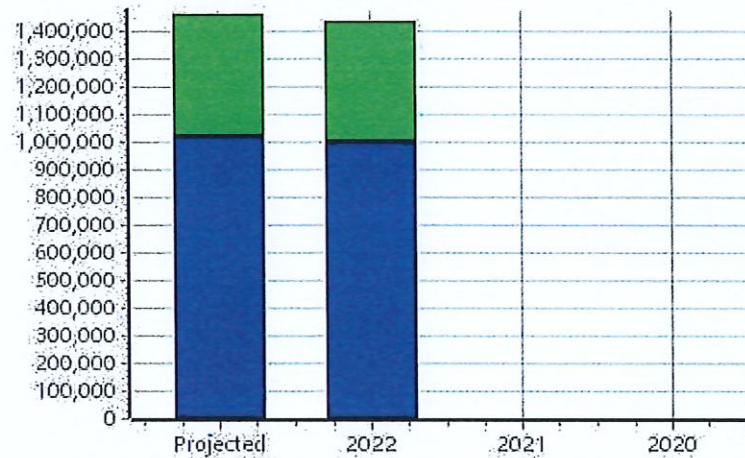
TIF Project Summary						
Code	Description	Expires	Base Value	Increment Value	Retained Inc	Total Value
3	ALVA TIF ARENA URBAN	2046	8,474,269	435,669	108,918	9,018,856
Total TIF Valuation :			8,474,269	435,669	108,918	9,018,856

Real	Count	Value
Agricultural	14	57,030
Commercial	23	316,107
Residential	45	669,096
Total Real Value	82	1,042,233
Homestead	24	24,000
Veteran	0	0
Other	0	0
Total Exempt	24	24,000
TIF Base/Retained Value		992,426
Net Assessed		25,807
Net Assessed Under Protest		
Senior Freeze	3	16,847
Capped Parcels	22	135,832



Personal	Count	Value
Agricultural	1	2,502
Commercial	10	415,782
Mobile Home	2	21,443
Total Personal	13	439,727
Total Exempt	0	0
TIF Base/Retained Value		280,277
Net Assessed		159,450
Net Assessed Under Protest		

Public Service	Count	Value
Total PS Value	0	0
TIF Base/Retained Value		0
Net Assessed		0

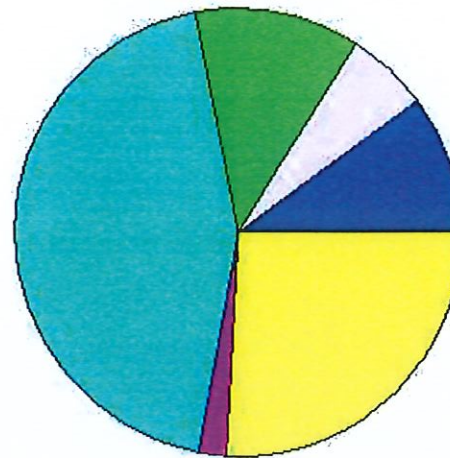


District Totals	
Total Gross Value	1,481,960
Homestead Loss	24,000
Other Exemption Loss	0
TIF Base Value	1,226,388
Base Retained Value	46,315
Net Assessed Value	185,257
Net Assessed Under Protest	

* Public Service Protests Values are not included on this report.

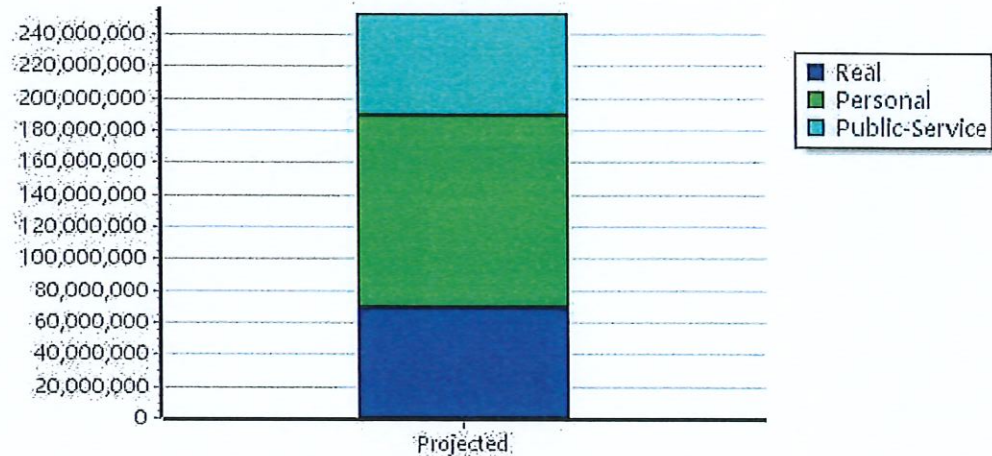
TIF Project Summary						
Code	Description	Expires	Base Value	Increment Value	Retained Inc	Total Value
2	ALVA TIF ARENA RURAL	2046	1,226,388	185,257	46,315	1,457,960
Total TIF Valuation :			1,226,388	185,257	46,315	1,457,960

Real	Count	Value
Agricultural	5,700	23,482,700
Commercial	651	15,345,196
Residential	4,303	32,732,164
Total Real Value	10,654	71,560,060
Homestead	1,551	1,586,579
Veteran	25	434,867
Other	0	0
Total Exempt	1,632	2,021,446
TIF Increment Value		699,936
Net Assessed		68,838,678
Net Assessed Under Protest	0	0
Senior Freeze	191	978,300
Capped Parcels	4,506	18,337,442



Personal	Count	Value
Agricultural	681	7,231,111
Commercial	751	111,984,472
Mobile Home	71	302,134
Total Personal	1,503	119,517,717
Total Exempt	4	331,477
TIF Increment Value		772,560
Net Assessed		118,413,680
Net Assessed Under Protest	10	21,861,291

Public Service	Count	Value
Total PS Value	108	64,057,017
TIF Increment Value		479,810
Net Assessed		63,577,207



District Totals	
Total Gross Value	255,134,794
Homestead Loss	1,586,579
Other Exemption Loss	766,344
TIF Increment Value	1,952,306
Retained TIF Value	155,233
Net Assessed Value	250,829,565
Net Assessed Under Protest	21,861,291

TIF Project Summary						
Code	Description	Expires	Base Value	Increment Value	Retained Inc	Total Value
1	RAILPARK	2035	166,222	1,331,380	0	1,497,602
2	ALVA TIF ARENA RURAL	2046	1,226,388	185,257	46,315	1,457,960
3	ALVA TIF ARENA URBAN	2046	8,474,269	435,669	108,918	9,018,856
Total TIF Valuation :			9,866,879	1,952,306	155,233	11,974,418

* Public Service Protests Values are not included on this report.